

## BLADE

### Versiune

Perete 90 cm - Alb - 800 m3/h

### Colectie

Design

### Cod EAN

8034122345307



Fotografie cu caracter strict orientativ  
Aceasta poate sa nu corespunda versiunii selectate

## CARACTERISTICI

Touch control

Iluminare cu neon

Filtru de grasime metalic,  
detasabil si lavabil

Filtru de carbon inclus

## ACCESORII OPTIONALE

### KACL.510#I

Extensie H700 - Perete

### KACL.512#I

Extensie H960 - Perete

### KACL.770#41F

Motor de acoperis 1100 m3/h  
Brushless

### KACL.786#41F

Motor de exterior 1000 m3/h

### KACL.796#4AF

Motor de exterior 1500 m3/h

### KACL.797#4AF

Motor de acoperis 1300 m3/h

### KACL.798#41F

Motor de acoperis 950 m3/h

### KACL.815

Lavete pentru curatare inox  
(cutie 10 buc)

## CARACTERISTICI TEHNICE

### Tip de instalare

De perete

### Dimensiuni

90 cm

### Finisaj

Inox Scotch Brite (AISI 304)

Sticla tratata termic culoare alba

### Motor

800 m<sup>3</sup>/h

### Tipul panoului de control

Touch control

### Setari de viteza

4

### Iluminare

Neon 1x21 W

### Filtru

2 x Filtru metalic "Base" -

274x274 mm

### Filtru de Carbon

Filtru de carbon rectangular -

Tip 3 (inclus)

### Distanta minima

Plita cu gaz: 63 cm

Plita electrica: 52 cm

## AMBALARE: GREUTATE SI VOLUM

### Greutate bruta

26 kg

### Greutate neta

21 kg

### Volum

0.27 m<sup>3</sup>

### Dimensiuni ambalaj

Lungime

995 mm

Inaltime

460 mm

Adancime

595 mm

## CARACTERISTICI CONSUM SI CONEXIUNE

### Consum maxim

320 W

### Curent

220-240V

### Frecventa

50-60Hz

### Tip stecher

Shuko

## FISA TEHNICA MOTOR

### Capacitate maxima

670 m<sup>3</sup>/h

I.E.C. 61591

### Nivel de zgomot maxim

67 dB(A)re1pW

I.E.C.60704-2-13

### Presiune maxima (Pa)

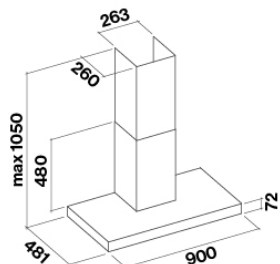
500 Pa

### Putere maxima motor

215 W

## CLASA DE ENERGIE

B



## BLADE

### Versiune

Perete 90 cm - Alb - 800 m<sup>3</sup>/h

### Colectie

Design

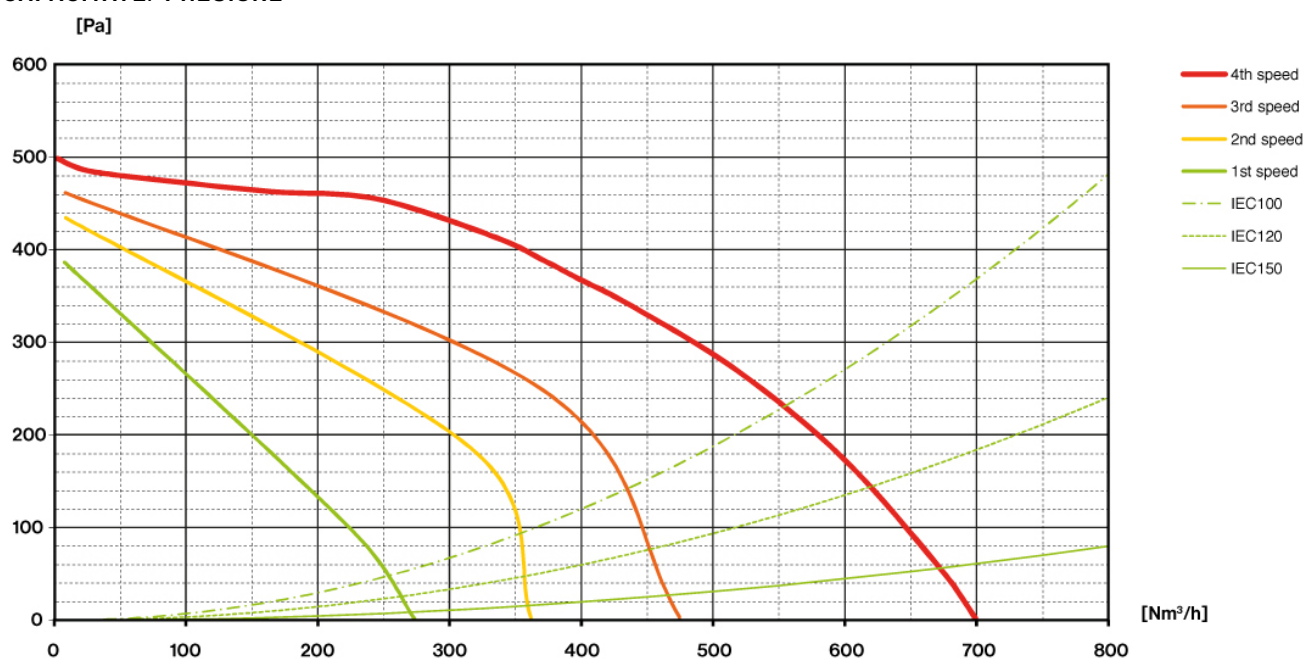
### Cod EAN

8034122345307

## FISA TEHNICA MOTOR

Viteza motorului	1	2	3	4
Nivel de zgomot dB(A)re1pW-I.E.C.60704-2-13	49	55	61	67
Capacitate (m <sup>3</sup> /h) I.E.C.61591	270	360	470	670
Presiune maxima (Pa)	390	420	460	500
Putere motor (W)	134	156	180	215
Evacuare aer	150	150	150	150

## CAPACITATE/ PRESIUNE



## BLADE

### Versiune

Perete 90 cm - Alb - 800 m3/h

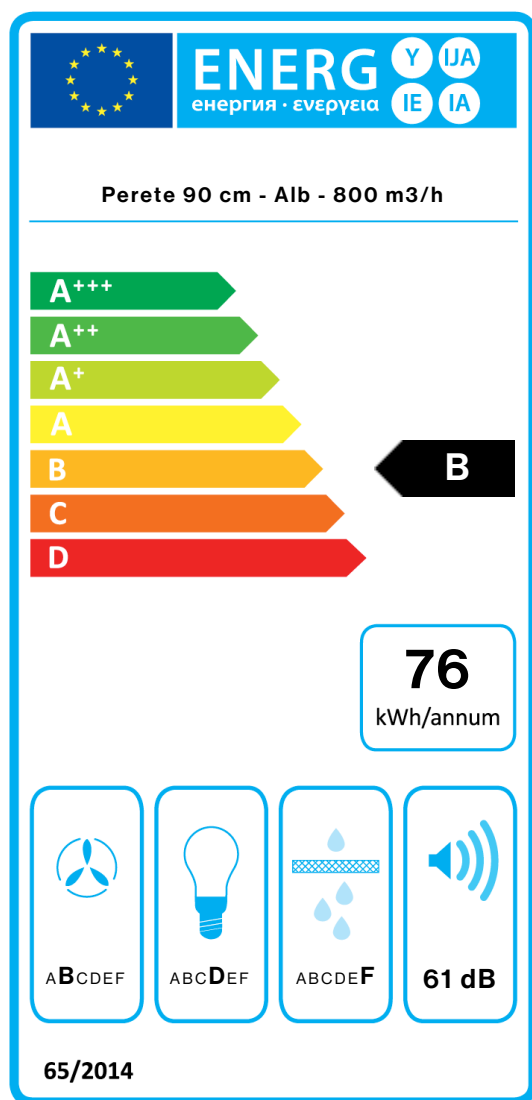
### Colectie

Design

### Cod EAN

8034122345307

## ETICHETA DE ENERGIE



PF		
S	Falmec Spa	
M	Perete 90 cm - Alb - 800 m3/h	
AEC	76,1	kWh/a
EEC	B	
FDE	25,5	
FDEC	B	
LE	14,6	
LEC	D	
GFE	53,0	
GFEC	F	
Qmin	270,0	m <sup>3</sup> /h
Qmax	470,0	m <sup>3</sup> /h
Qboost	670,0	m <sup>3</sup> /h
SPEmin	49	dBa
SPEmax	61	dBa
SPEboost	67	dBa
PO	-	W
PS	0,48	W
PI		
F	1.1	
EEl	69,7	
Qbep	333,0	m <sup>3</sup> /h
Pbep	407	Pa
Qboost	670,0	m <sup>3</sup> /h
Wbep	147,7	W
WL	23,00	W
Emiddle	336	lex
Lwa-SPEmax	61	dBa