

## LUX

### Versiune

Insula 90 cm - 800 m<sup>3</sup>/h

### Colectie

Fasteel

### Cod EAN

8034122201276



Fotografie cu caracter strict orientativ  
Aceasta poate sa nu corespunda versiunii selectate

## CARACTERISTICI

**Inox FASTEEL (anti-amprente)**  
**Scotch Brite**  
**Sticla transparenta tratata termic gravata**  
**Aspiratie perimetrala**  
**Control electronic**  
**Illuminare cu neon**  
**Filtru de grasime metalic, detasabil si lavabil**  
**Filtru de carbon inclus**

## ACCESORII OPTIONALE

### KACL.558#X

Extensie H1200 - Insula Fasteel

### KACL.770#41F

Motor de acoperis 1100 m<sup>3</sup>/h

Brushless

### KACL.786#41F

Motor de exterior 1000 m<sup>3</sup>/h

### KACL.796#4AF

Motor de exterior 1500 m<sup>3</sup>/h

### KACL.797#4AF

Motor de acoperis 1300 m<sup>3</sup>/h

### KACL.798#41F

Motor de acoperis 950 m<sup>3</sup>/h

## CARACTERISTICI TEHNICE

### Tip de instalare

Insula

### Dimensiuni

90 cm

### Finisaj

Sticla transparenta tratata termic gravata

Inox FASTEEL (anti-amprente)

Scotch brite

### Motor

800 m<sup>3</sup>/h

### Tipul panoului de control

Control electronic

### Illuminare

Neon 2x21 W

### Filtru

2 x Filtru metalic "Base" -

235x245 mm (Alb)

### Filtru de Carbon

Filtru de carbon rectangular -

Tip 3 (inclus)

### Distanta minima

Plita cu gaz: 65 cm

Plita electrica: 52 cm

## AMBALARE: GREUTATE SI VOLUM

### Greutate bruta

46 kg

### Greutate neta

40 kg

### Volum

0.38 m<sup>3</sup>

### Dimensiuni ambalaj

Lungime

1035 mm

Inaltime

490 mm

Adancime

740 mm

## CARACTERISTICI CONSUM SI CONEXIUNE

### Consum maxim

320 W

### Curent

220-240V

### Frecventa

50-60Hz

### Tip stecher

Shuko

## FISA TEHNICA MOTOR

### Capacitate maxima

670 m<sup>3</sup>/h

I.E.C. 61591

### Nivel de zgomot maxim

67 dB(A)re1pW

I.E.C.60704-2-13

### Presiune maxima (Pa)

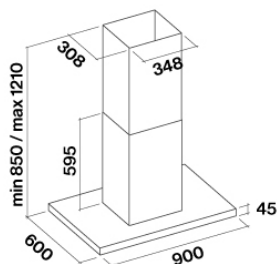
500 Pa

### Putere maxima motor

215 W

## CLASA DE ENERGIE

C



LUX

**Versiune**

Insula 90 cm - 800 m<sup>3</sup>/h

**Colectie**

Fasteel

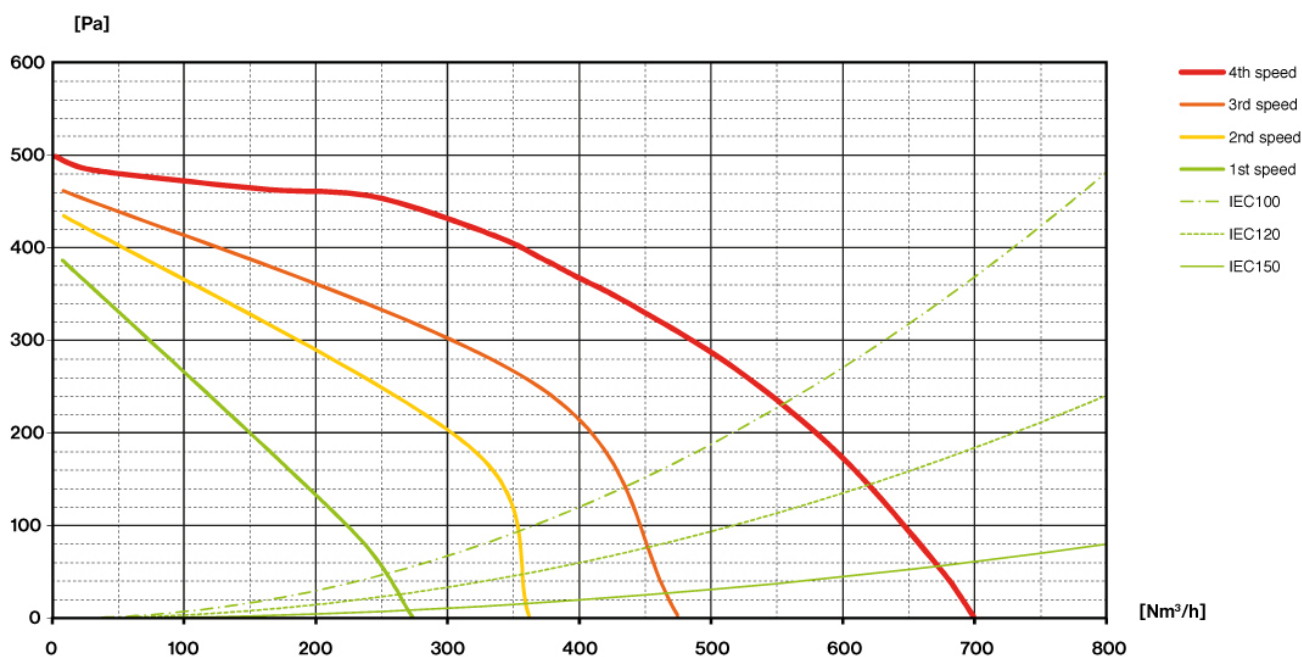
**Cod EAN**

8034122201276

**FISA TEHNICA MOTOR**

Viteza motorului	1	2	3	4
Nivel de zgomot dB(A)re1pW-I.E.C.60704-2-13	49	55	61	67
Capacitate (m <sup>3</sup> /h) I.E.C.61591	270	360	470	670
Presiune maxima (Pa)	390	420	460	500
Putere motor (W)	134	156	180	215
Evacuare aer	150	150	150	150

**CAPACITATE/ PRESIUNE**



LUX

**Versiune**

Insula 90 cm - 800 m3/h

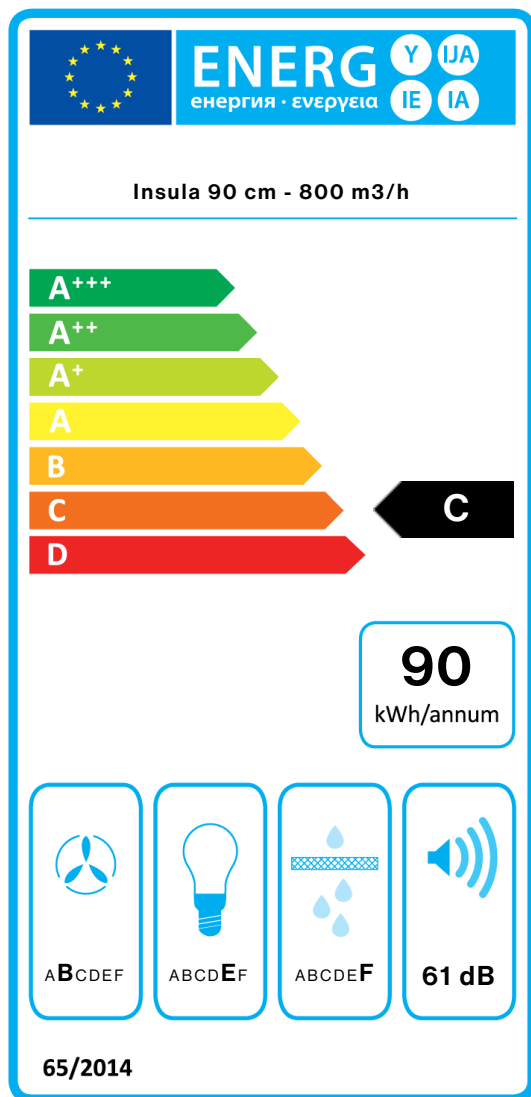
**Colectie**

Fasteel

**Cod EAN**

8034122201276

**ETICHETA DE ENERGIE**



PF		
S	Falmec Spa	
M	Insula 90 cm - 800 m3/h	
AEC	90,0	kWh/a
EEC	C	
FDE	25,5	
FDEC	B	
LE	8,4	
LEC	E	
GFE	53,0	
GFEC	F	
Qmin	270,0	m <sup>3</sup> /h
Qmax	470,0	m <sup>3</sup> /h
Qboost	670,0	m <sup>3</sup> /h
SPEmin	49	dBa
SPEmax	61	dBa
SPEboost	67	dBa
PO	-	W
PS	0,48	W
PI		
F	1.1	
EEI	75,3	
Qbep	333,0	m <sup>3</sup> /h
Pbep	407	Pa
Qboost	670,0	m <sup>3</sup> /h
Wbep	147,7	W
WL	42,00	W
Emiddle	352	lex
Lwa-SPEmax	61	dBa