

DOWN DRAFT

Version

Slim motor 800 m³/h

Collection

Design+

EAN code

8034122348582



The photograph is purely for information
It may not correspond to the selected version.

FEATURES

Perimeter suction
Touch control + 24 h function
LED lighting
Top filter, removable and washable
Optional remote control

OPTIONAL ACCESSORIES

KACL.815

Protective cleaning cloths for stainless steel (box 10 pcs)

105080053

Remote control

TECHNICAL FEATURES

Installation type

Worktop

Dimensions

120 cm

Finishing

Scotch brite stainless steel (AISI 304)

Type of control

Touch control

Speed settings

4

Lighting

Led stripe

Ambient lighting

Led strip

Filter

2 x Metallic filter "Top" - 404x216 mm

Charcoal filter

Kit filters Carbon.Zeo (optional)

PACKAGING:WEIGHTS AND VOLUMES

DOWN DRAFT Gross weight

52.6 kg

Net weight

43.2 kg

Volumes

0.43 m³

Packaging size

Length

1395 mm

Height

355 mm

Depth

865 mm

REMOTE MOTOR Slim motor

800 m³/h Gross weight

10.3 kg

Net weight

9 kg

Volumes

0.07 m³

Packaging size

Length

515 mm

Height

440 mm

Depth

320 mm

CONSUMPTION AND CONNECTION FEATURES

Maximum consumption

30 W

Voltage

220-240V

Frequency

50-60Hz

Plug type

Shuko

MOTOR TECHNICAL SHEET

Maximum capacity

620 m³/h

I.E.C. 61591

Maximum noise level

67 dB(A)re1pW

I.E.C.60704-2-13

Maximum pressure (Pa)

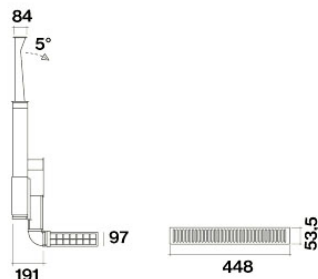
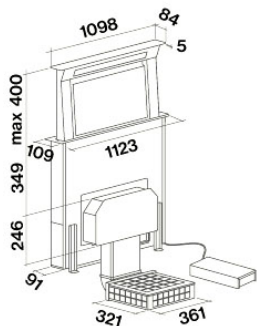
400 Pa

Max. motor power

270 W

ENERGY CLASS

C



DOWN DRAFT

Version

Slim motor 800 m³/h

Collection

Design+

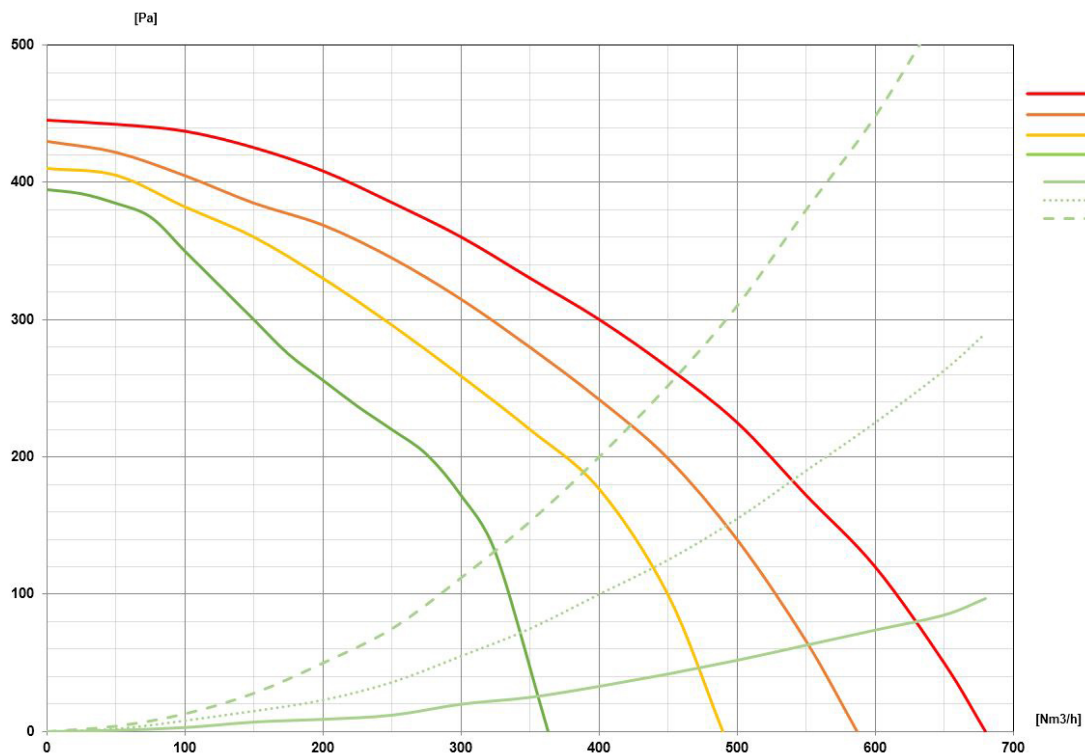
EAN code

8034122348582

MOTOR TECHNICAL SHEET

Motor speed	1	2	3	4
Noise level dB(A)re1pW- I.E.C.60704-2-13	52	57	64	67
Capacity (m ³ /h) I.E.C.61591	325	330	550	620
Maximum pressure (Pa)	450	500	400	400
Motor Power (W)	200	230	240	270
Air outlet	220x90	220x90	220x90	220x90

CAPACITY / PRESSURE



DOWN DRAFT

Version

Slim motor 800 m³/h

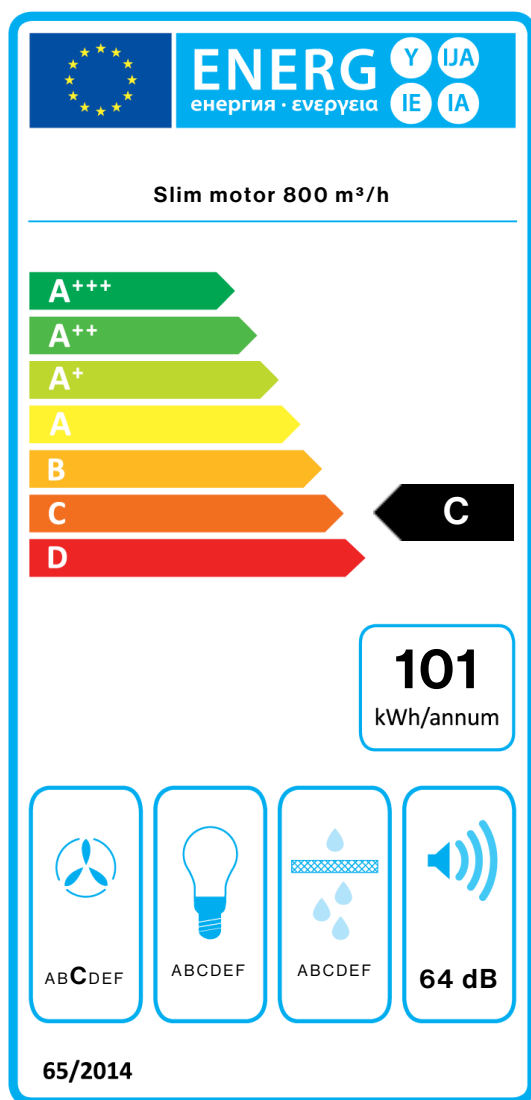
Collection

Design+

EAN code

8034122348582

ENERGY LABEL



PF		
S	Falmec Spa	
M	Slim motor 800 m ³ /h	
AEC	100,6	kWh/a
EEC	C	
FDE	19,3	
FDEC	C	
LE	2,4	
LEC	G	
GFE	36,0	
GFEC	G	
Qmin	325,0	m ³ /h
Qmax	550,0	m ³ /h
Qboost	620,0	m ³ /h
SPEmin	52	dBa
SPEmax	64	dBa
SPEboost	67	dBa
PO	-	W
PS	0,48	W
PI		
F	1.3	
EEL	91,0	
Qbep	440,0	m ³ /h
Pbep	271	Pa
Qboost	620,0	m ³ /h
Wbep	172,0	W
WL	26,00	W
Emiddle	63	lux
Lwa-SPEmax	64	dBa

PF_Product fiche according to 65/2014 S_Supplier name / M_Model identification / AEC_Annual Energy Consumption (AEC hood) / EEC_Energy Efficiency class / FDE_Fluid Dynamic Efficiency (FDE hood) / FDEC_Fluid Dynamic Efficiency class / LE_Lighting Efficiency (LE hood) / LEC_Lighting Efficiency class / GFE_Grease Filtering Efficiency / GFEC_Grease Filtering Efficiency class / Qmin_Air flow (in m³/h) at min speed in normal use / Qmax_Air flow (in m³/h) at max speed in normal use / Qboost_Air flow (in m³/h) at intensive or boost setting (max air-flow) / SPEmin_Airborne acoustical A-weighted sound power emissions at min speed in normal use / SPEmax_Airborne acoustical A-weighted sound power emissions at max speed in normal use / SPEboost_Airborne acoustical A-weighted sound power emissions (in dB) at intensive or boost setting / PO_Power consumption in off mode (Po) / Ps_Power consumption in stand by mode (Ps). **PI_Additional information according to 66/2014** F_Time increase factor / EEL_Energy Efficiency Index / Qbep_Measured air flow rate at best efficiency point / Pbep_Measured air pressure at best efficiency point / Qboost_Maximum air flow / Wbep_Measured electric power input at best efficiency point / WL_Nominal power of the lighting system / Emiddle_Average illumination of the lighting system on the cooking surface / Lwa=SPEmax_Sound pressure level at the highest speed.