

LUMINA NRS

Version

Wall 120 cm - Black - 800 m³/h

Collection

Silence - NRS

EAN code

8034122348148



*The photograph is purely for information
It may not correspond to the selected version.*

FEATURES

NRS technology for a quieter kitchen

Touch control + 24 h function

White neon ambient light

Metallic grease filter, removable and washable

Optional charcoal filter

Availability Carbon.Zeo filter
KACL.961 for hoods produced from 11/18/2020

OPTIONAL ACCESSORIES

KACL.400

Silent / Conveyer NRS

KACL.570#I

Extension H700 - Wall

KACL.571#I

Extension H960 - Wall

KACL.815

Protective cleaning cloths for stainless steel (box 10 pcs)

101078900

High performance filter

TECHNICAL FEATURES

Installation type

Wall

Dimensions

120 cm

Finishing

Scotch brite stainless steel (AISI 304)

Tempered glass with black finishing

Motor

800 m³/h

Type of control

Touch control

Speed settings

4

Lighting

Neon 1x28 W

Filter

2 x Metallic filter "Base" - 274x274 mm

Charcoal filter

High performance filter (optional)

Minimum distance

Gas hob: 65 cm

Electric hob: 52 cm

PACKAGING:WEIGHTS AND VOLUMES

Gross weight

48 kg

Net weight

41 kg

Volumes

0.65 m³

Packaging size

Length

1330 mm

Height

675 mm

Depth

725 mm

CONSUMPTION AND CONNECTION FEATURES

Maximum consumption

320 W

Voltage

220-240V

Frequency

50-60Hz

Plug type

Shuko

MOTOR TECHNICAL SHEET

Maximum capacity

610 m³/h

I.E.C. 61591

Maximum noise level

55 dB(A)re1pW

I.E.C.60704-2-13

Maximum pressure (Pa)

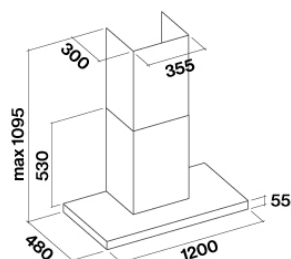
582 Pa

Max. motor power

224 W

ENERGY CLASS

B



LUMINA NRS

Version

Wall 120 cm - Black - 800 m3/h

Collection

Silence - NRS

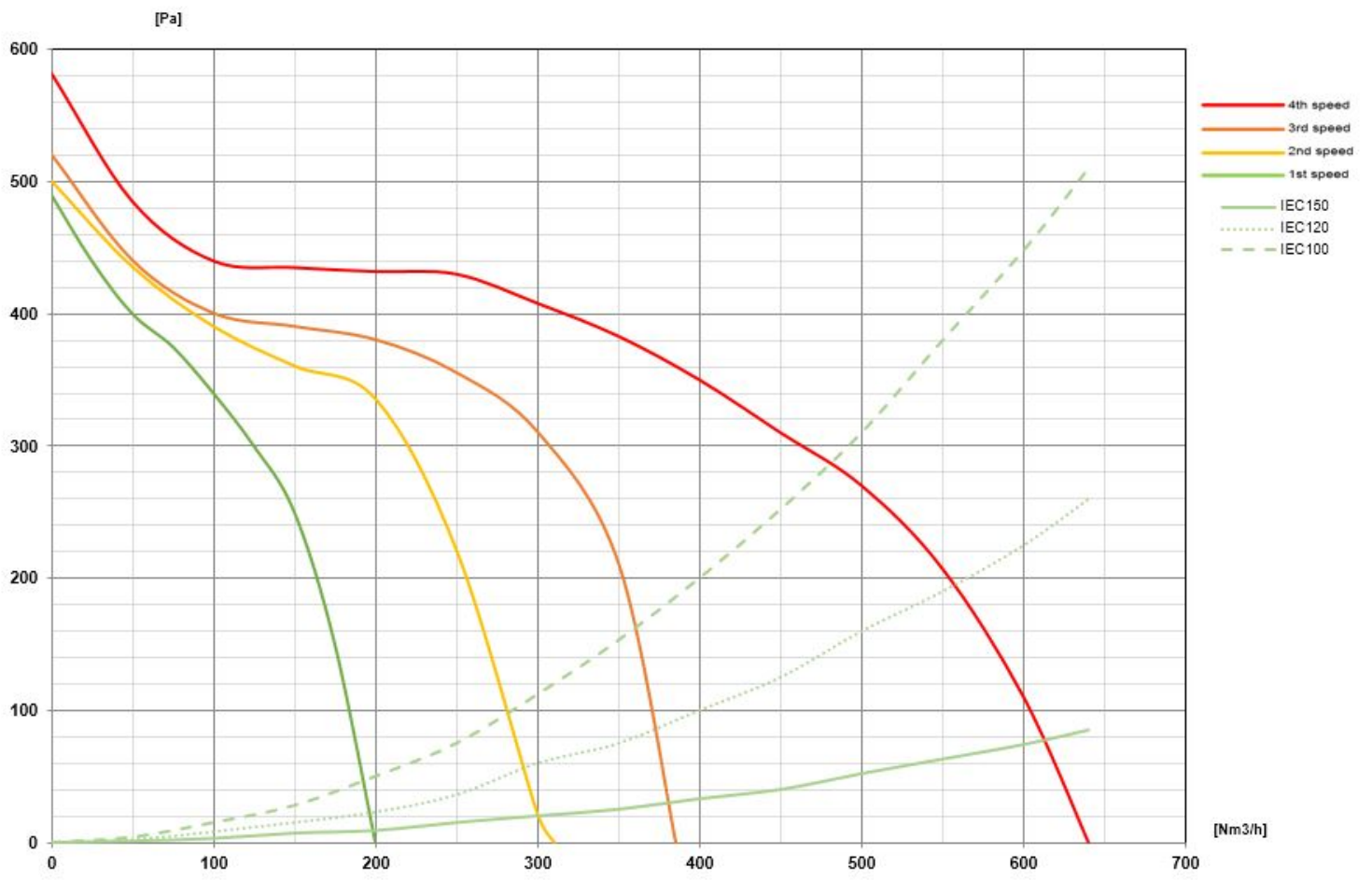
EAN code

8034122348148

MOTOR TECHNICAL SHEET

Motor speed	1	2	3	4
Noise level dB(A)re1pW-I.E.C.60704-2-13	37	41	46	55
Capacity (m3/h) I.E.C.61591	190	300	380	610
Maximum pressure (Pa)	490	500	520	582
Motor Power (W)	130	150	178	224
Air outlet	150	150	150	150

CAPACITY / PRESSURE



LUMINA NRS

Version

Wall 120 cm - Black - 800 m³/h

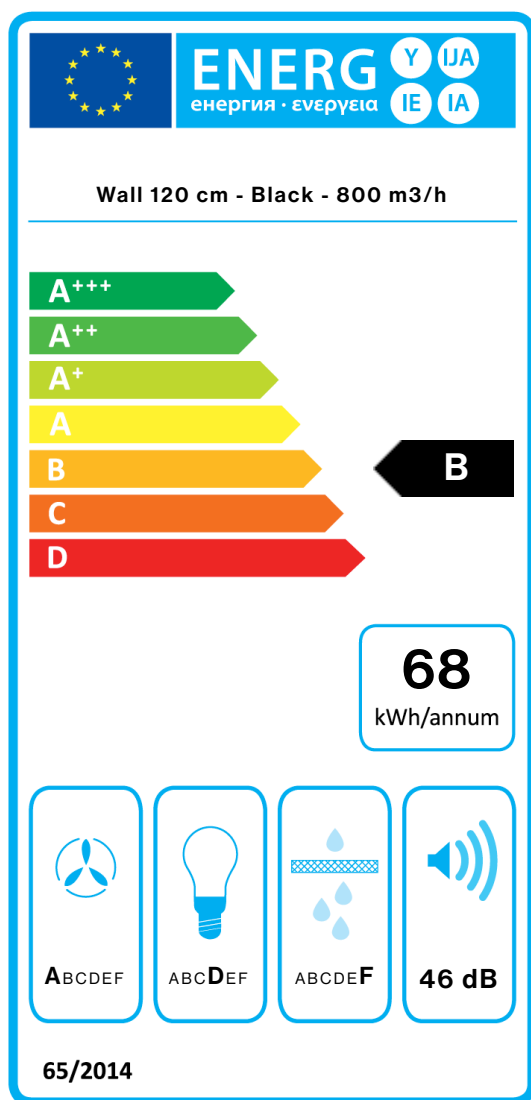
Collection

Silence - NRS

EAN code

8034122348148

ENERGY LABEL



PF		
S	Falmec Spa	
M	Wall 120 cm - Black - 800 m ³ /h	
AEC	68,3	kWh/a
EEC	B	
FDE	28,9	
FDEC	A	
LE	12,6	
LEC	D	
GFE	53,0	
GFEC	F	
Qmin	220,0	m ³ /h
Qmax	375,0	m ³ /h
Qboost	610,0	m ³ /h
SPEmin	37	dBa
SPEmax	46	dBa
SPEboost	55	dBa
PO	-	W
PS	0,48	W
PI		
F	1	
EEL	66,4	
Qbep	369,0	m ³ /h
Pbep	369	Pa
Qboost	610,0	m ³ /h
Wbep	131,0	W
WL	28,00	W
Emiddle	353	lux
Lwa-SPEmax	46	dBa

PF_Product fiche according to 65/2014 S_Supplier name / M_Model identification / AEC_Annual Energy Consumption (AEC hood) / EEC_Energy Efficiency class / FDE_Fluid Dynamic Efficiency (FDE hood) / FDEC_Fluid Dynamic Efficiency class / LE_Lighting Efficiency (LE hood) / LEC_Lighting Efficiency class / GFE_Grease Filtering Efficiency / GFEC_Grease Filtering Efficiency class / Qmin_Air flow (in m³/h) at min speed in normal use / Qmax_Air flow (in m³/h) at max speed in normal use / Qboost_Air flow (in m³/h) at intensive or boost setting (max air-flow) / SPEmin_Airborne acoustical A-weighted sound power emissions at min speed in normal use / SPEmax_Airborne acoustical A-weighted sound power emissions at max speed in normal use / SPEboost_Airborne acoustical A-weighted sound power emissions (in dB) at intensive or boost setting / PO_Power consumption in off mode (Po) / Ps_Power consumption in stand by mode (Ps). **PI_Additional information according to 66/2014** F_Time increase factor / EEL_Energy Efficiency Index / Qbep_Measured air flow rate at best efficiency point / Pbep_Measured air pressure at best efficiency point / Qboost_Maximum air flow / Wbep_Measured electric power input at best efficiency point / WL_Nominal power of the lighting system / Emiddle_Average illumination of the lighting system on the cooking surface / Lwa=SPEmax_Sound pressure level at the highest speed.