

LUMEN

Version

Mural 60 cm, 800 m³/h

Mbledhja

Design

Kodi EAN

8034122324289

KARAKTERISTIKAT GJENERIKE

Inoks Scotch Brite (AISI 304)

Kontroll elektronik

Ndriçim LED

Filtër top dhe që mund të lahet

Filtër karboni i përfshirë

Telekomandë (opsional)

NË DISPOZICION AKSESORË OPSIONALË

105080053

Telekomandë (opsionale)

KACL.510#I

Lumen - Mizar - Plane - Plane

Green Tech Stream - Luce

KACL.512#I

Lumen - Mizar - Plane - Plane

Green Tech Stream - Luce

KACL.815 (box 10 pcs)

Set pëlhyre për pastrimin e

Inoksit

KACL.864

Transportues të ajrit

KARAKTERISTIKAT TEKNIKE

Instalimi

Mural

Përmasat e produktit

60 cm

Ngjyra

Inoks Scotch Brite (AISI 304)

Motor

800 m³/h

Paneli i kontrollit

Kontroll elektronik

Shpejtësia e funksionimit

3 + boost

Ndriçim

Shirit LED (4000K)

Filtër

2 x Parete 285x301 mm

Filtër karbon

Filtër karboni drejtkëndore ø212 mm - Tip 3 (Opsionale)

Distanca minimale

Pianurë me gaz: 63 cm

Pianurë elektrike: 52 cm



Imazh tregues i produktit

Mund të mos përputhet me versionin e zgjedhur

PAKETIM: PESHAT DHE VËLLIMET

Peshë bruto

20 kg

Pesha neto

17 kg

Vëllimi

0.18 m³

Paketim

Gjatësia

710 mm

Lartësia

430 mm

Thellesi

595 mm

Funksionet e lidhjes dhe konsumit

Konsumi maksimal

320 W

Tensioni

220-240V

Frekuenca

50-60Hz

Prizë

Shuko

KARAKTERISTIKAT TEKNIKE TË MOTORIT

Kapaciteti maksimale

680 m³/h

I.E.C. 61591

Zhurma maksimale

68 dB(A)re1pW

I.E.C.60704-2-13

Presioni maksimale

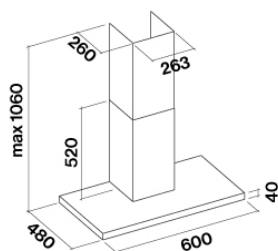
500 Pa

Fuqia maksimale e motorit

215 W

Klasit të energjisë

B



LUMEN

Version

Mural 60 cm, 800 m³/h

Mbledhja

Design

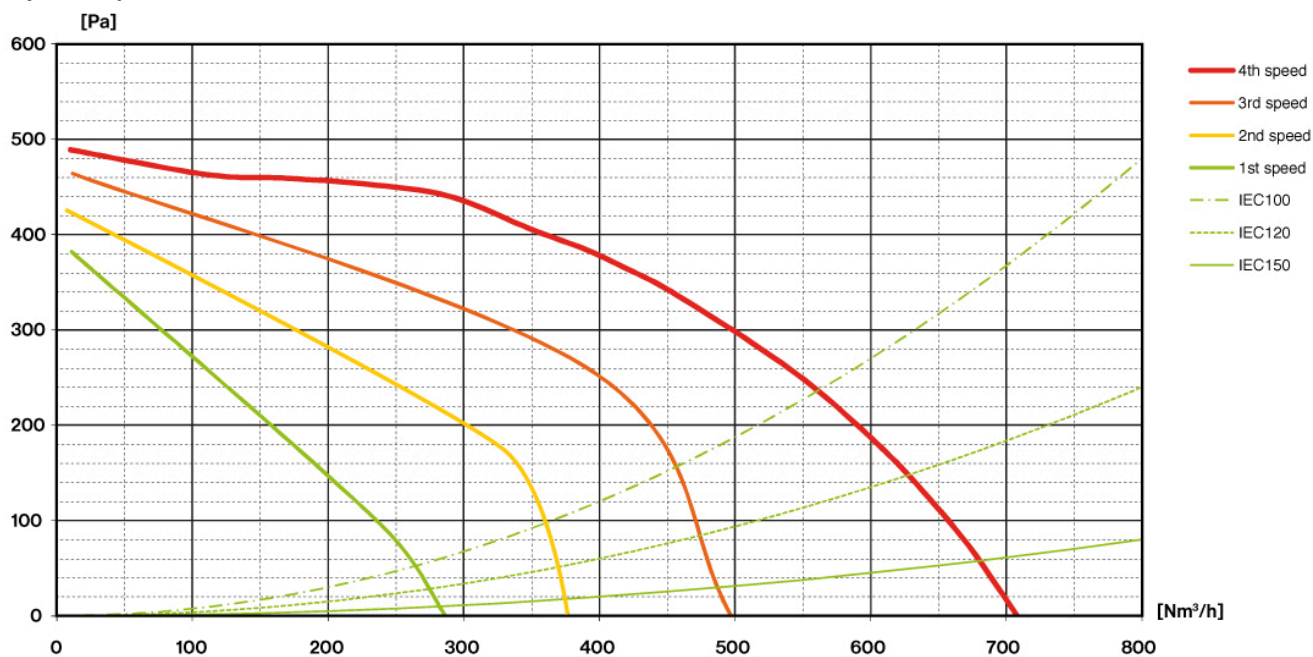
Kodi EAN

8034122324289

Karakteristikat teknike të motorit

Shpejtësia e motorit	1	2	3	4
Zhurma dB(A) _{re1pW-I.E.C.60704-2-13}	49	56	62	68
Kapaciteti (m ³ /h) I.E.C.61591	280	370	480	680
Presioni maksimale	390	420	480	500
Fuqia	132	153	175	215
Dalja e ajrit	150	150	150	150

Rrjedha e presionit



LUMEN

Version

Mural 60 cm, 800 m3/h

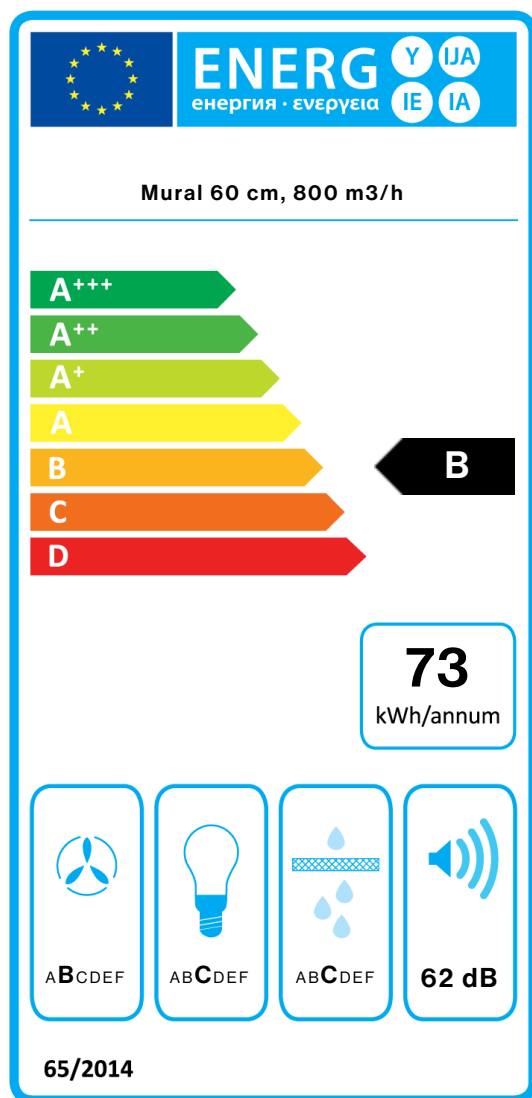
Mbledhja

Design

Kodi EAN

8034122324289

Etiketen e energjise



PF		
S	Falmec Spa	
M	Mural 60 cm, 800 m3/h	
AEC	72,8	kWh/a
EEC	B	
FDE	26,3	
FDEC	B	
LE	17,6	
LEC	C	
GFE	80,0	
GFEC	C	
Qmin	280,0	m ³ /h
Qmax	480,0	m ³ /h
Qboost	680,0	m ³ /h
SPEmin	49	dBa
SPEmax	62	dBa
SPEboost	68	dBa
PO	-	W
PS	0,48	W
PI		
F	1,1	
EEI	67,1	
Qbep	382,0	m ³ /h
Pbep	384	Pa
Qboost	680,0	m ³ /h
Wbep	155,1	W
WL	14,40	W
Emiddle	253	lux
Lwa-SPEmax	62	dBa

PF_Product fiche according to 65/2014 S_Supplier name / M_Model identification / AEC_Annual Energy Consumption (AEC hood) / EEC_Energy Efficiency class / FDE_Fluid Dynamic Efficiency (FDE hood) / FDEC_Fluid Dynamic Efficiency class / LE_Lighting Efficiency (LE hood) / LEC_Lighting Efficiency class / GFE_Grease Filtering Efficiency / GFEC_Grease Filtering Efficiency class / Qmin_Air flow (in m³/h) at min speed in normal use / Qmax_Air flow (in m³/h) at max speed in normal use / Qboost_Air flow (in m³/h) at intensive or boost setting (max air-flow) / SPEmin_Airborne acoustical A-weighted sound power emissions at min speed in normal use / SPEmax_Airborne acoustical A-weighted sound power emissions at max speed in normal use / SPEboost_Airborne acoustical A-weighted sound power emissions (in dB) at intensive or boost setting / PO_Power consumption in off mode (Po) / Ps_Power consumption in stand by mode (Ps). **PI_Additional information according to 66/2014** F_Time increase factor / EEI_Energy Efficiency Index / Qbep_Measured air flow rate at best efficiency point / Pbep_Measured air pressure at best efficiency point / Qboost_Maximum air flow / Wbep_Measured electric power input at best efficiency point / WL_Nominal power of the lighting system / Emiddle_Average illumination of the lighting system on the cooking surface / Lwa=SPEmax_Sound pressure level at the highest speed.