

## LUMEN

### Versiune

Perete 60 cm - 800 m<sup>3</sup>/h

### Colectie

Design

### Cod EAN

8034122324289



Fotografie cu caracter strict orientativ  
Aceasta poate sa nu corespunda versiunii selectate

## CARACTERISTICI

**Inox AISI 304 Scotch Brite**  
**Control electronic**  
**Lumina ambientala cu neon**  
**Iluminare cu neon**  
**Filtru de aer Air Falmec pentru aspiratie echilibrata**  
**Filtru de carbon inclus**

## ACCESORII OPTIONALE

### KACL.510#I

Extensie H700 - Perete

### KACL.512#I

Extensie H960 - Perete

### KACL.770#41F

Motor de acoperis 1100 m<sup>3</sup>/h  
Brushless

### KACL.786#41F

Motor de exterior 1000 m<sup>3</sup>/h

### KACL.796#4AF

Motor de exterior 1500 m<sup>3</sup>/h

### KACL.797#4AF

Motor de acoperis 1300 m<sup>3</sup>/h

### KACL.798#41F

Motor de acoperis 950 m<sup>3</sup>/h

### KACL.815

Lavete pentru curatare inox  
(cutie 10 buc)

## CARACTERISTICI TEHNICE

**Tip de instalare**  
De perete

**Dimensiuni**  
60 cm

**Finisaj**  
Inox Scotch Brite (AISI 304)

**Motor**  
800 m<sup>3</sup>/h

**Tipul panoului de control**  
Control electronic

**Setari de viteza**  
4

**Iluminare**  
Neon 1x13 W

**Filtru**  
2 x Filtru metalic "Air Falmec" -  
Perete 278x301 mm

**Filtru de Carbon**  
Filtru de carbon rectangular -  
Tip 3 (optional)

**Distanta minima**  
Plita cu gaz: 63 cm  
Plita electrica: 52 cm

## AMBALARE: GREUTATE SI VOLUM

### Greutate bruta

20 kg

### Greutate neta

17 kg

### Volum

0.18 m<sup>3</sup>

### Dimensiuni ambalaj

Lungime

710 mm

Inaltime

430 mm

Adancime

595 mm

## CARACTERISTICI CONSUM SI CONEXIUNE

### Consum maxim

320 W

### Curent

220-240V

### Frecventa

50-60Hz

### Tip stecher

Shuko

## FISA TEHNICA MOTOR

### Capacitate maxima

680 m<sup>3</sup>/h

I.E.C. 61591

### Nivel de zgomot maxim

68 dB(A)re1pW

I.E.C.60704-2-13

### Presiune maxima (Pa)

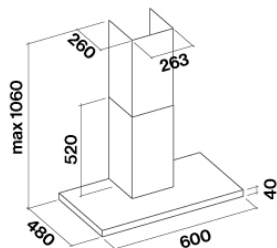
500 Pa

### Putere maxima motor

215 W

## CLASA DE ENERGIE

B



## LUMEN

### Versiune

Perete 60 cm - 800 m<sup>3</sup>/h

### Colectie

Design

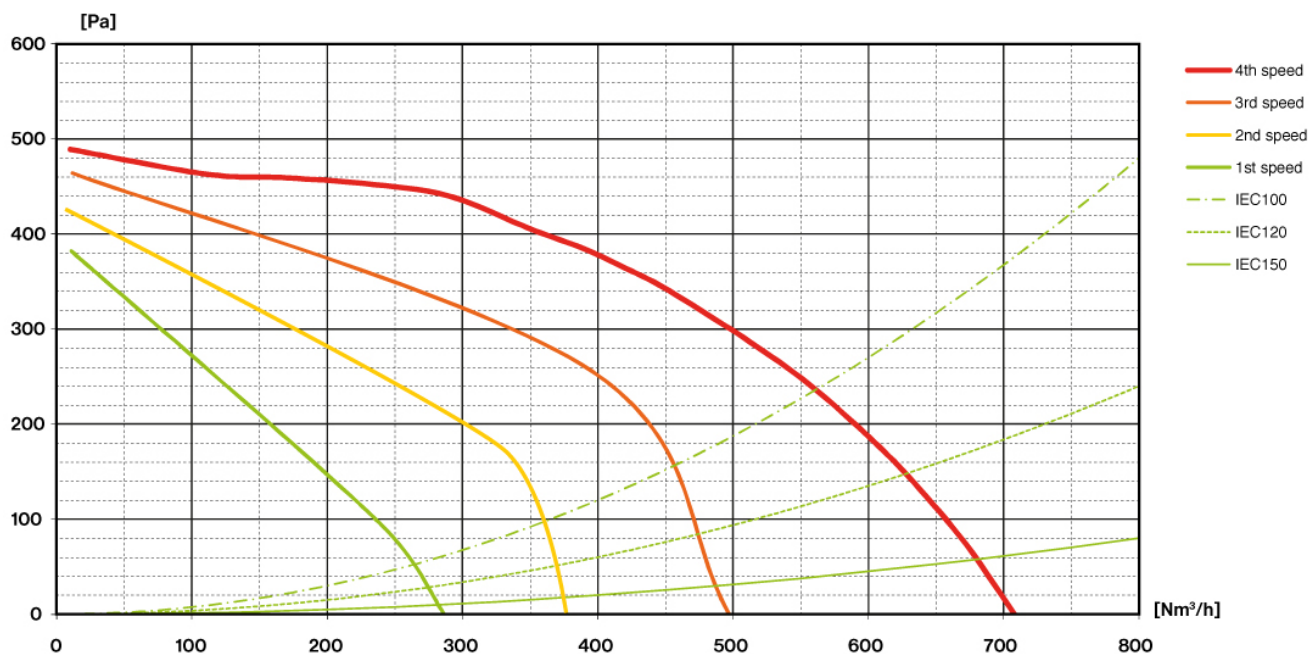
### Cod EAN

8034122324289

## FISA TEHNICA MOTOR

Viteza motorului	1	2	3	4
Nivel de zgomot dB(A)re1pW-I.E.C.60704-2-13	49	56	62	68
Capacitate (m <sup>3</sup> /h) I.E.C.61591	280	370	480	680
Presiune maxima (Pa)	390	420	480	500
Putere motor (W)	132	153	175	215
Evacuare aer	150	150	150	150

## CAPACITATE/ PRESIUNE



## LUMEN

### Versiune

Perete 60 cm - 800 m3/h

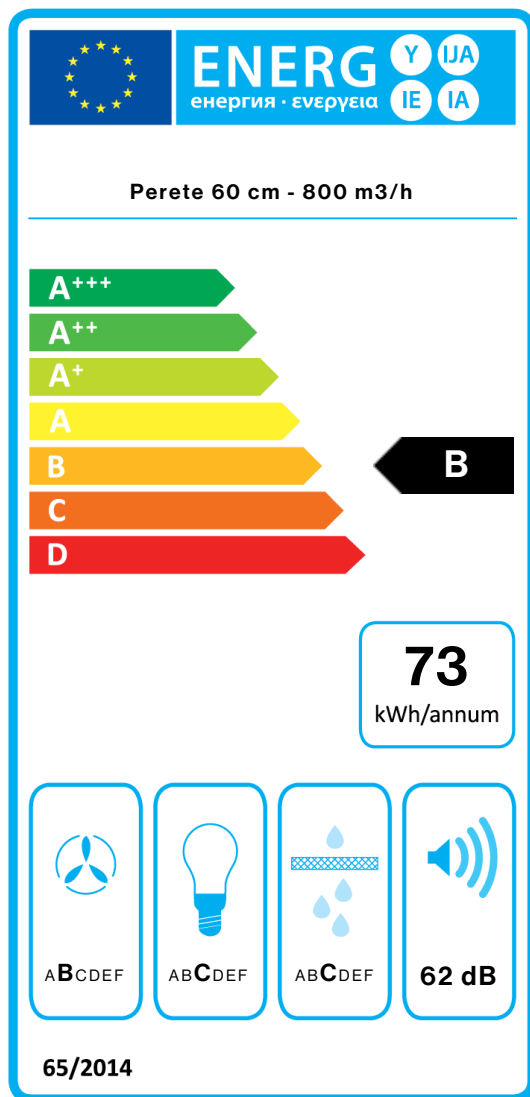
### Colectie

Design

### Cod EAN

8034122324289

## ETICHETA DE ENERGIE



PF		
S	Falmec Spa	
M	Perete 60 cm - 800 m3/h	
AEC	72,8	kWh/a
EEC	B	
FDE	26,3	
FDEC	B	
LE	17,6	
LEC	C	
GFE	80,0	
GFEC	C	
Qmin	280,0	m <sup>3</sup> /h
Qmax	480,0	m <sup>3</sup> /h
Qboost	680,0	m <sup>3</sup> /h
SPEmin	49	dBa
SPEmax	62	dBa
SPEboost	68	dBa
PO	-	W
PS	0,48	W
PI		
F	1,1	
EEl	67,1	
Qbep	382,0	m <sup>3</sup> /h
Pbep	384	Pa
Qboost	680,0	m <sup>3</sup> /h
Wbep	155,1	W
WL	14,40	W
Emiddle	253	lex
Lwa-SPEmax	62	dBa