

STELLA

Versiune

Motor Slim 800 m³/h

Colectie

Design+

Cod EAN

8034122348971



Fotografie cu caracter strict orientativ
Aceasta poate sa nu corespunda versiunii selectate

CARACTERISTICI

Control electronic
Filtru de grasime metalic, detasabil si lavabil
Telecomanda inclusa
Dynamic LED Light (2700K - 5600K)
Motor sold separately

Dimensiune decupaj: 505x1240 mm

ACCESORII OPTIONALE

KACL.770#41F

Motor de acoperis 1100 m³/h
Brushless

KACL.782#49F

Motor Slim 800 m³/h

KACL.786#41F

Motor de exterior 1000 m³/h

KACL.796#4AF

Motor de exterior 1500 m³/h

KACL.797#4AF

Motor de acoperis 1300 m³/h

KACL.815

Lavete pentru curatare inox
(cutie 10 buc)

KACL.939#BF

Kit de filtrare pentru verisunea recirculare in plafon (doar pentru Motorul Slim)

CARACTERISTICI TEHNICE

Tip de instalare

De plafon

Dimensiuni

120 cm

Finisaj

Inox Scotch Brite (AISI 304)

Tipul panoului de control

Control electronic

Setari de viteza

4

Iluminare

Led 4x3,6 W - 2700 K / 5600 K

Filtru

3 x Filtru metalic "Base" -
290x326 mm

AMBALARE: GREUTATE SI VOLUM

STELLA Greutate bruta

29.4 kg

Greutate neta

25.9 kg

Volum

0.18 m³

Dimensiuni ambalaj

Lungime

1420 mm

Inaltime

190 mm

Adancime

670 mm

TELECOMANDA Motor Slim

800 m³/h **Greutate bruta**

6.5 kg

Greutate neta

5.2 kg

Volum

0.04 m³

Dimensiuni ambalaj

Lungime

575 mm

Inaltime

195 mm

Adancime

395 mm

CARACTERISTICI CONSUM SI CONEXIUNE

Consum maxim

30 W

Curent

220-240V

Frecventa

50-60Hz

Tip stecher

Shuko

FISA TEHNICA MOTOR

Capacitate maxima

550 m³/h

I.E.C. 61591

Nivel de zgomot maxim

66 dB(A)re1pW

I.E.C.60704-2-13

Presiune maxima (Pa)

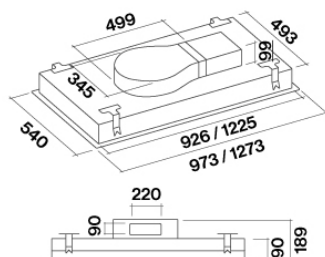
600 Pa

Putere maxima motor

150 W

CLASA DE ENERGIE

B



Hood and motor dimensions

STELLA

Versiune

Motor Slim 800 m³/h

Colectie

Design+

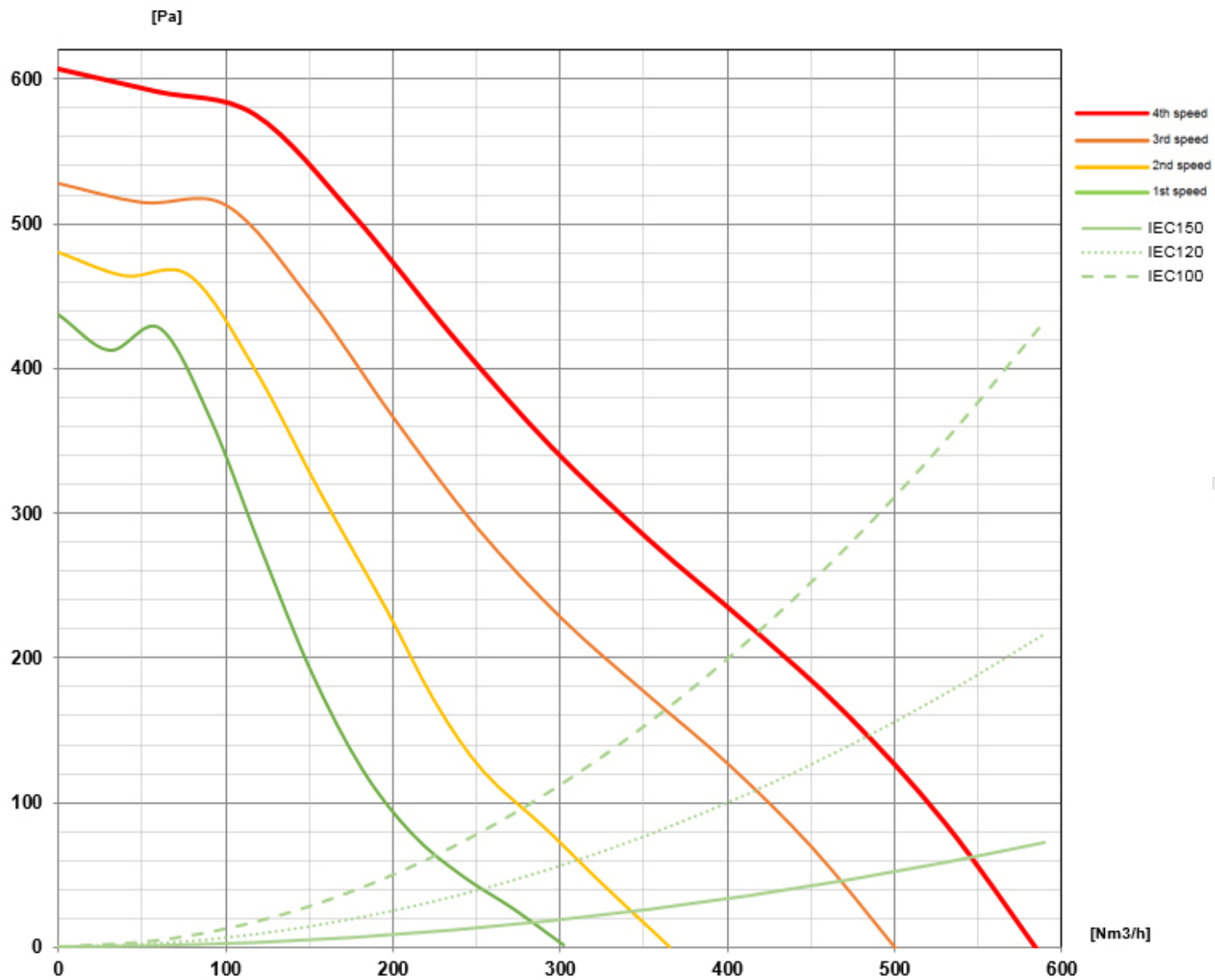
Cod EAN

8034122348971

FISA TEHNICA MOTOR

Viteza motorului	1	2	3	4
Nivel de zgomot dB(A)re1pW- I.E.C.60704-2-13	52	58	63	66
Capacitate (m ³ /h) I.E.C.61591	285	340	470	550
Presiune maxima (Pa)	400	480	500	600
Putere motor (W)	100	110	120	150
Evacuare aer	220x90	220x90	220x90	220x90

CAPACITATE/ PRESIUNE



STELLA

Versiune

Motor Slim 800 m³/h


Colectie

Design+

Cod EAN

8034122348971

ETICHETA DE ENERGIE



PF		
S	Falmec Spa	
M	Motor Slim 800 m ³ /h	
AEC	56,0	kWh/a
EEC	B	
FDE	24,3	
FDEC	B	
LE	22,9	
LEC	B	
GFE	65,1	
GFEC	D	
Qmin	285,0	m ³ /h
Qmax	470,0	m ³ /h
Qboost	550,0	m ³ /h
SPEmin	52	dBa
SPEmax	63	dBa
SPEboost	66	dBa
PO	-	W
PS	0,48	W
PI		
F	1.1	
EEl	65,1	
Qbep	337,0	m ³ /h
Pbep	298	Pa
Qboost	550,0	m ³ /h
Wbep	115,0	W
WL	13,50	W
Emiddle	309	lex
Lwa-SPEmax	63	dBa