

## NUVOLA 140

### Versiune

Motor Slim 800 m<sup>3</sup>/h

### Colectie

Design+

### Cod EAN

8034122353197



Fotografie cu caracter strict orientativ  
Acesta poate sa nu corespunda versiunii selectate

### CARACTERISTICI

**Aspiratie perimetrala**  
**Control electronic**  
**Illuminare cu neon**  
**Filtru de grasime metalic, detasabil si lavabil**  
**Telecomanda inclusa**

Dimensiune decupaj: 590x1325 mm

### ACCESORII OPTIONALE

#### KACL.770#41F

Motor de acoperis 1100 m<sup>3</sup>/h  
Brushless

#### KACL.782#49F

Motor Slim 800 m<sup>3</sup>/h

#### KACL.786#41F

Motor de exterior 1000 m<sup>3</sup>/h

#### KACL.796#4AF

Motor de exterior 1500 m<sup>3</sup>/h

#### KACL.797#4AF

Motor de acoperis 1300 m<sup>3</sup>/h

#### KACL.798#41F

Motor de acoperis 950 m<sup>3</sup>/h

#### KACL.815

Lavete pentru curatare inox  
(cutie 10 buc)

#### KACL.939#BF

Kit de filtrare pentru verisunea recirculare in plafon (doar pentru Motorul Slim)

### CARACTERISTICI TEHNICE

#### Tip de instalare

De plafon

#### Dimensiuni

140 cm

#### Finisaj

Inox Scotch Brite (AISI 304)

#### Tipul panoului de control

Control electronic

#### Setari de viteza

4

#### Illuminare

Neon

#### Filtru

4 x Filtru metalic "Base" -  
290x267 mm

Plita cu gaz: 150 cm

Plita electrica: 150 cm

### AMBALARE: GREUTATE SI VOLUM

#### NUVOLA 140 Greutate bruta

41 kg

#### Greutate neta

36 kg

#### Volum

0.22 m<sup>3</sup>

#### Dimensiuni ambalaj

Lungime

1455 mm

Inaltime

210 mm

Adancime

730 mm

#### TELECOMANDA Motor Slim

800 m<sup>3</sup>/h **Greutate bruta**

6.5 kg

#### Greutate neta

5.2 kg

#### Volum

0.04 m<sup>3</sup>

#### Dimensiuni ambalaj

Lungime

575 mm

Inaltime

195 mm

Adancime

395 mm

### CARACTERISTICI CONSUM SI CONEXIUNE

#### Consum maxim

120 W

#### Curent

220-240V

#### Frecventa

50-60Hz

#### Tip stecher

Shuko

### FISA TEHNICA MOTOR

#### Capacitate maxima

550 m<sup>3</sup>/h

I.E.C. 61591

#### Nivel de zgomot maxim

66 dB(A)re1pW

I.E.C.60704-2-13

#### Presiune maxima (Pa)

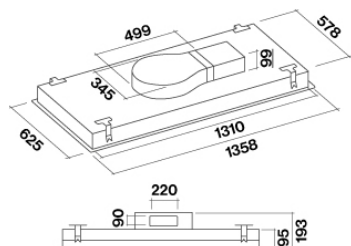
600 Pa

#### Putere maxima motor

150 W

### CLASA DE ENERGIE

D



Hood and motor dimensions

## NUVOLA 140

### Versiune

Motor Slim 800 m<sup>3</sup>/h

### Colectie

Design+

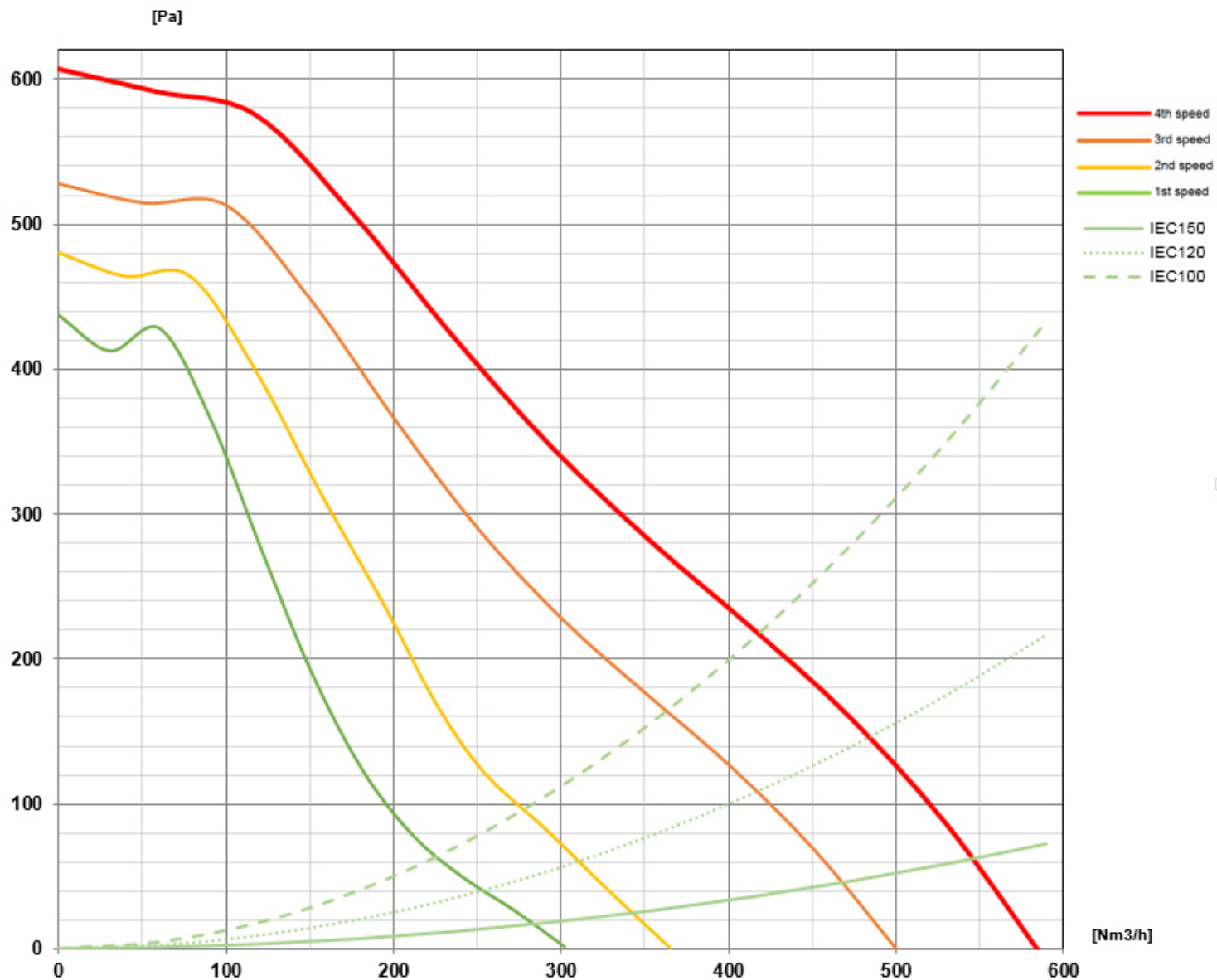
### Cod EAN

8034122353197

## FISA TEHNICA MOTOR

Viteza motorului	1	2	3	4
Nivel de zgomot dB(A)re1pW- I.E.C.60704-2-13	52	58	63	66
Capacitate (m <sup>3</sup> /h) I.E.C.61591	285	340	470	550
Presiune maxima (Pa)	400	480	500	600
Putere motor (W)	100	110	120	150
Evacuare aer	220x90	220x90	220x90	220x90

# CAPACITATE/ PRESIUNE



## NUVOLA 140

### Versiune

Motor Slim 800 m<sup>3</sup>/h

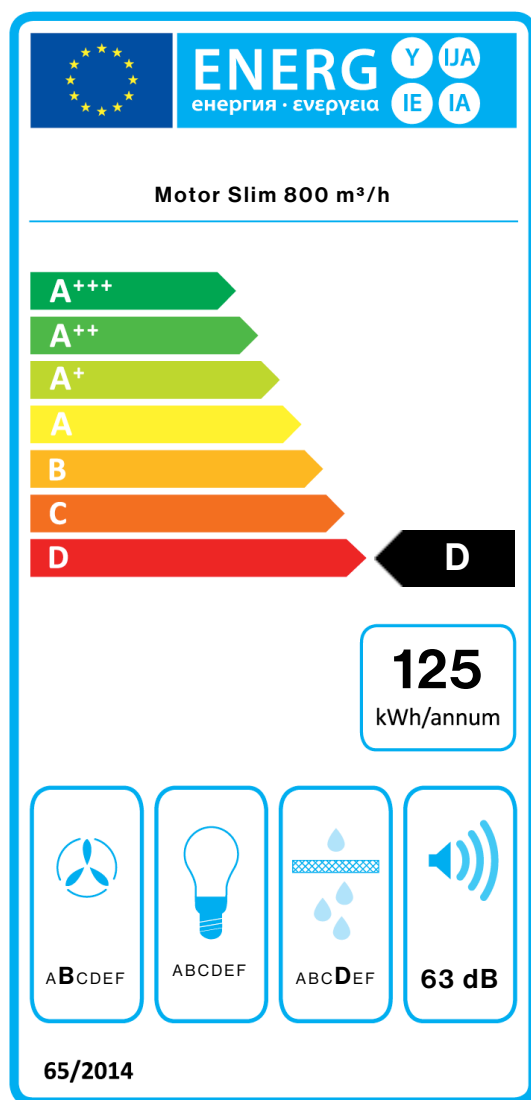
### Colectie

Design+

### Cod EAN

8034122353197

## ETICHETA DE ENERGIE



PF		
S	Falmec Spa	
M	Motor Slim 800 m <sup>3</sup> /h	
AEC	125,0	kWh/a
EEC	D	
FDE	24,3	
FDEC	B	
LE	2,5	
LEC	G	
GFE	65,1	
GFEC	D	
Qmin	285,0	m <sup>3</sup> /h
Qmax	470,0	m <sup>3</sup> /h
Qboost	550,0	m <sup>3</sup> /h
SPEmin	52	dBa
SPEmax	63	dBa
SPEboost	66	dBa
PO	-	W
PS	0,48	W
PI		
F	1.1	
EEl	90,6	
Qbep	337,0	m <sup>3</sup> /h
Pbep	298	Pa
Qboost	550,0	m <sup>3</sup> /h
Wbep	115,0	W
WL	108,00	W
Emiddle	272	lex
Lwa-SPEmax	63	dBa