

NUVOLA 140

Versiune

Motor Slim 800 m³/h

Colectie

Design+

Cod EAN

8034122353111



Fotografie cu caracter strict orientativ
Aceasta poate sa nu corespunda versiunii selectate

CARACTERISTICI

Aspiratie perimetrala
Iluminare cu neon
Filtru de grasime metalic,
detasabil si lavabil
Telecomanda inclusa

Dimensiune decupaj: 590x1325
mm

ACCESORII OPTIONALE

KACL.770#41F

Motor de acoperis 1100 m³/h
Brushless

KACL.782#49F

Motor Slim 800 m³/h

KACL.786#41F

Motor de exterior 1000 m³/h

KACL.796#4AF

Motor de exterior 1500 m³/h

KACL.797#4AF

Motor de acoperis 1300 m³/h

KACL.798#41F

Motor de acoperis 950 m³/h

KACL.939#BF

Kit de filtrare pentru verisunea
recirculare in plafon (doar pentru
Motorul Slim)

CARACTERISTICI TEHNICE

Tip de instalare

De plafon

Dimensiuni

140 cm

Finisaj

Inox vopsit alb

Tipul panoului de control

Control electronic

Setari de viteza

4

Iluminare

Neon

Filtru

4 x Filtru metalic "Base" -
290x267 mm

Plita cu gaz: 150 cm

Plita electrica: 150 cm

AMBALARE: GREUTATE SI VOLUM

NUVOLA 140 Greutate bruta

41 kg

Greutate neta

36 kg

Volum

0.22 m³

Dimensiuni ambalaj

Lungime

1455 mm

Inaltime

210 mm

Adancime

730 mm

TELECOMANDA Motor Slim

800 m³/h **Greutate bruta**

6.5 kg

Greutate neta

5.2 kg

Volum

0.04 m³

Dimensiuni ambalaj

Lungime

575 mm

Inaltime

195 mm

Adancime

395 mm

CARACTERISTICI CONSUM SI CONEXIUNE

Consum maxim

120 W

Curent

220-240V

Frecventa

50-60Hz

FISA TEHNICA MOTOR

Capacitate maxima

550 m³/h

I.E.C. 61591

Nivel de zgomot maxim

66 dB(A)re1pW

I.E.C.60704-2-13

Presiune maxima (Pa)

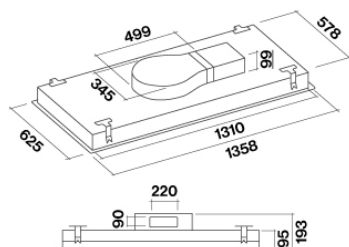
600 Pa

Putere maxima motor

150 W

CLASA DE ENERGIE

D



Hood and motor dimensions

NUVOLA 140

Versiune

Motor Slim 800 m³/h

Colectie

Design+

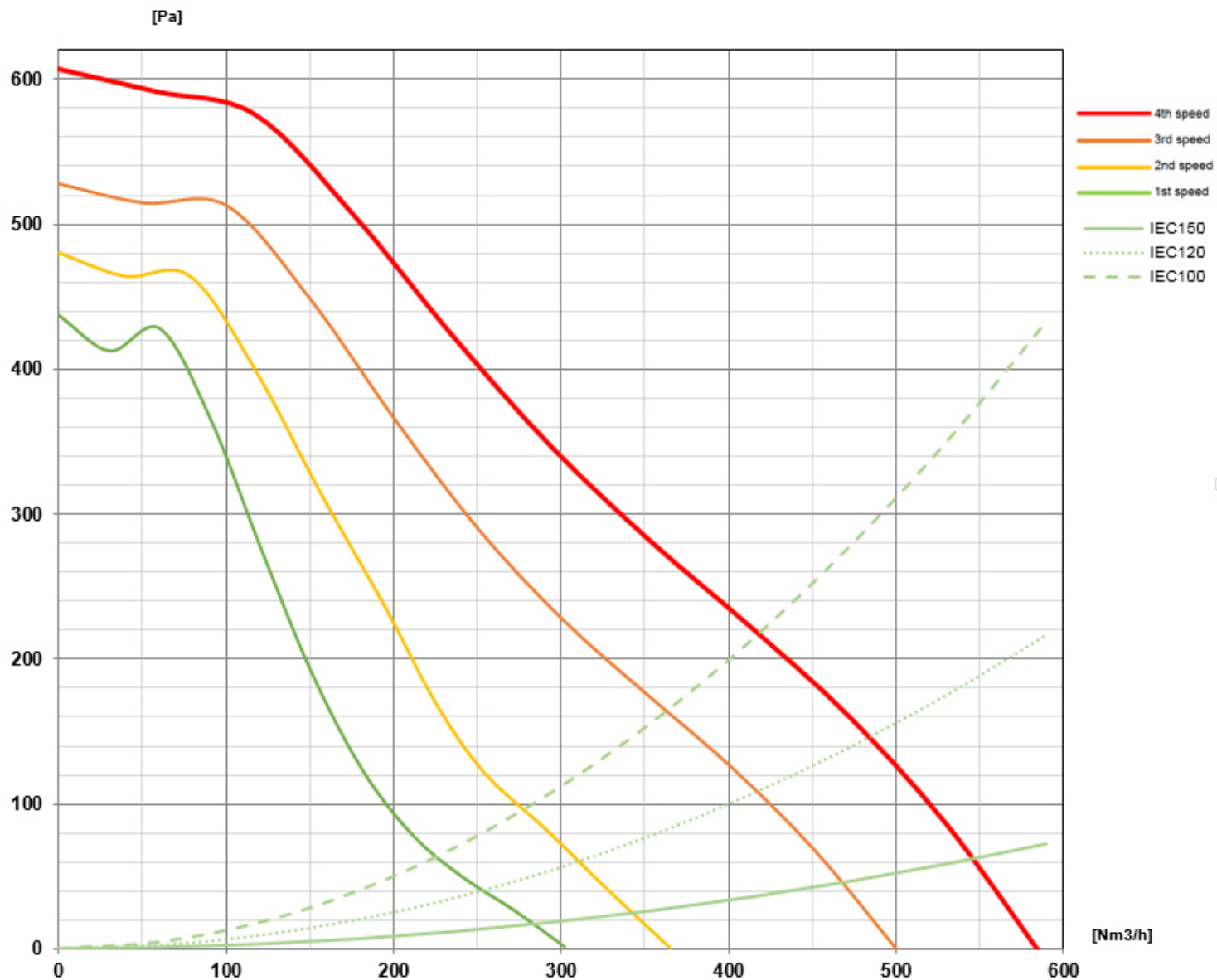
Cod EAN

8034122353111

FISA TEHNICA MOTOR

Viteza motorului	1	2	3	4
Nivel de zgomot dB(A)re1pW- I.E.C.60704-2-13	52	58	63	66
Capacitate (m ³ /h) I.E.C.61591	285	340	470	550
Presiune maxima (Pa)	400	480	500	600
Putere motor (W)	100	110	120	150
Evacuare aer	220x90	220x90	220x90	220x90

CAPACITATE/ PRESIUNE



NUVOLA 140

Versiune

Motor Slim 800 m³/h

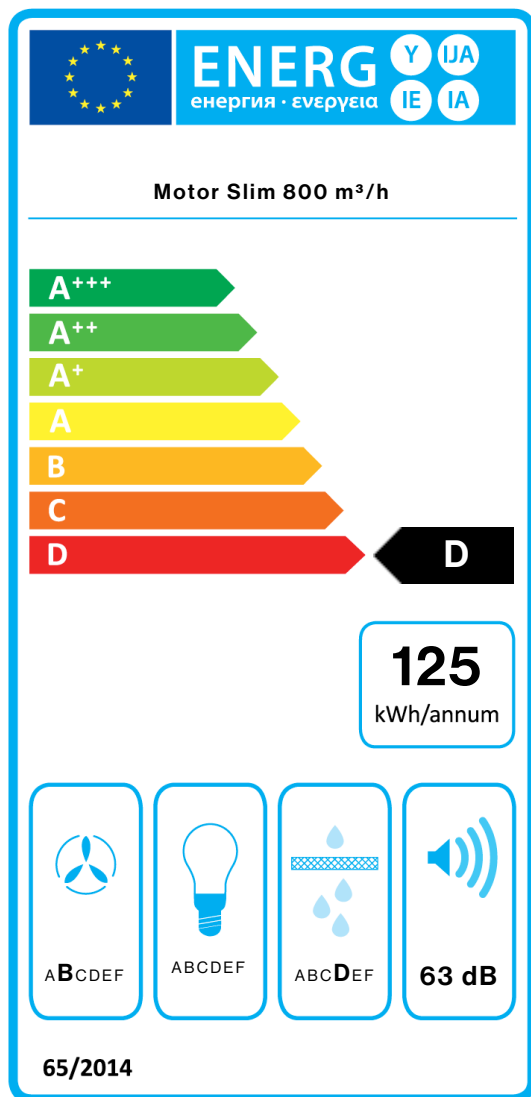
Colectie

Design+

Cod EAN

8034122353111

ETICHETA DE ENERGIE



PF		
S	Falmec Spa	
M	Motor Slim 800 m ³ /h	
AEC	125,0	kWh/a
EEC	D	
FDE	24,3	
FDEC	B	
LE	2,5	
LEC	G	
GFE	65,1	
GFEC	D	
Qmin	285,0	m ³ /h
Qmax	470,0	m ³ /h
Qboost	550,0	m ³ /h
SPEmin	52	dBa
SPEmax	63	dBa
SPEboost	66	dBa
PO	-	W
PS	0,48	W
PI		
F	1.1	
EEl	90,6	
Qbep	337,0	m ³ /h
Pbep	298	Pa
Qboost	550,0	m ³ /h
Wbep	550,0	W
WL	108,00	W
Emiddle	272	lex
Lwa-SPEmax	63	dBa