

## VIRGOLA TOUCH NRS

### Version


Built-in - 60 cm - Inox - 800 m<sup>3</sup>/h

### Collection

Silence - NRS

### EAN code

8034122368092



*Photograph is for information purposes only  
It may not correspond to the selected version.*

## FEATURES

**Glass panel**  
**NRS technology for a quieter kitchen**  
**Touch control**  
**Metallic grease filter, removable and washable**  
**Dynamic Light (2700K - 5600K)**  
**Carbon.Zeo Microtech filter (optional)**

## OPTIONAL ACCESSORIES

**KACL.1039**  
Carbon.Zeo Microtech filter  
**KACL.400**  
Silent / Conveyer NRS  
**KCVJN.19#I**  
Chimney kit Virgola Touch NRS H  
315 + extension H 295

## TECHNICAL FEATURES

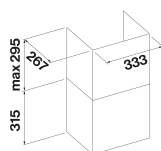
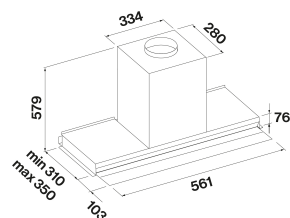
**Installation type**  
Built-in  
**Dimensions**  
60 cm  
**Finishing**  
Scotch brite stainless steel  
**Motor**  
800 m<sup>3</sup>/h  
**Type of control**  
Touch control  
**Speed**  
3 + boost  
**Lighting**  
Strip Led 3,5 W - 2700 K / 5600 K  
**Minimum distance**  
Gas hob: 52 cm  
Electric hob: 52 cm

## PACKAGING:WEIGHTS AND VOLUMES

**Gross weight**  
23 kg  
**Net weight**  
19 kg  
**Volumes**  
0.22 m<sup>3</sup>  
**Packaging size**  
Length  
775 mm  
Height  
410 mm  
Depth  
705 mm

## CONSUMPTION AND CONNECTION FEATURES

**Maximum consumption**  
280 W  
**Voltage**  
220-240V  
**Frequency**  
50-60Hz  
**ENERGY CLASS**  
A



## VIRGOLA TOUCH NRS

### Version

Built-in - 60 cm - Inox - 800 m3/h

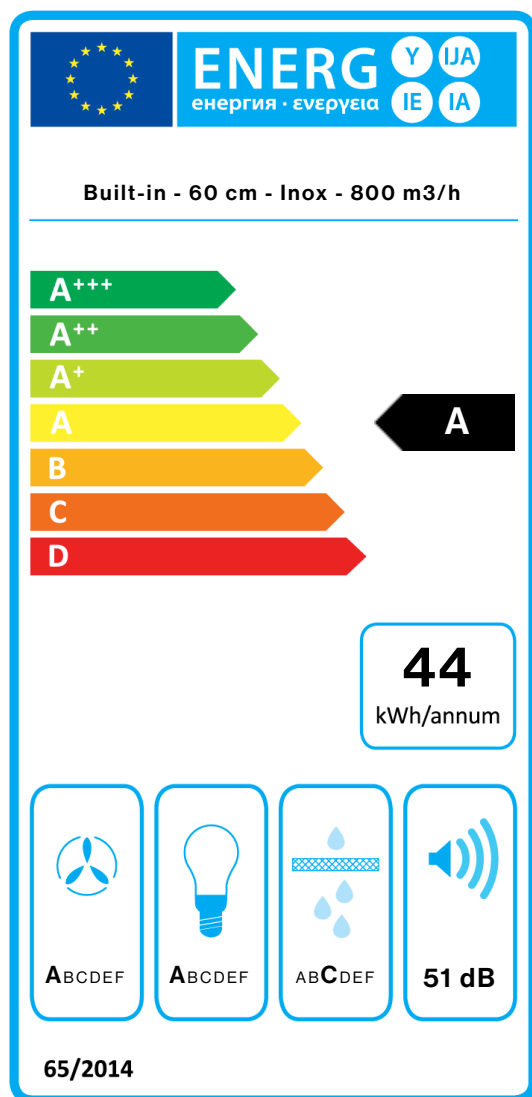
### Collection

Silence - NRS

### EAN code

8034122368092

## ENERGY LABEL



PF		
<b>S</b>	Falmec Spa	
<b>M</b>	Built-in - 60 cm - Inox - 800 m3/h	
<b>AEC</b>	44,3	kWh/a
<b>EEC</b>	A	
<b>FDE</b>	31,7	
<b>FDEC</b>	A	
<b>LE</b>	44,0	
<b>LEC</b>	A	
<b>GFE</b>	84,0	
<b>GFEC</b>	C	
<b>Qmin</b>	299,0	m <sup>3</sup> /h
<b>Qmax</b>	521,0	m <sup>3</sup> /h
<b>Qboost</b>	636,0	m <sup>3</sup> /h
<b>SPEmin</b>	39	dBa
<b>SPEmax</b>	51	dBa
<b>SPEboost</b>	58	dBa
<b>PO</b>	-	W
<b>PS</b>	0,28	W
PI		
<b>F</b>	0,9	
<b>EEl</b>	50,9	
<b>Qbep</b>	382,0	m <sup>3</sup> /h
<b>Pbep</b>	379	Pa
<b>Qboost</b>	636,0	m <sup>3</sup> /h
<b>Wbep</b>	127,0	W
<b>WL</b>	3,50	W
<b>Emiddle</b>	154	lux
<b>Lwa-SPEmax</b>	51	dBa

**PF\_Product fiche according to 65/2014** S\_Supplier name / M\_Model identification / AEC\_Annual Energy Consumption (AEC hood) / EEC\_Energy Efficiency class / FDE\_Fluid Dynamic Efficiency (FDE hood) / FDEC\_Fluid Dynamic Efficiency class / LE\_Lighting Efficiency (LE hood) / LEC\_Lighting Efficiency class / GFE\_Grease Filtering Efficiency / GFEC\_Grease Filtering Efficiency class / Qmin\_Air flow (in m<sup>3</sup>/h) at min speed in normal use / Qmax\_Air flow (in m<sup>3</sup>/h) at max speed in normal use / Qboost\_Air flow (in m<sup>3</sup>/h) at intensive or boost setting (max air-flow) / SPEmin\_Airborne acoustical A-weighted sound power emissions at min speed in normal use / SPEmax\_Airborne acoustical A-weighted sound power emissions at max speed in normal use / SPEboost\_Airborne acoustical A-weighted sound power emissions (in dB) at intensive or boost setting / PO\_Power consumption in off mode (Po) / Ps\_Power consumption in stand by mode (Ps). **PI\_Additional information according to 66/2014** F\_Time increase factor / EEI\_Energy Efficiency Index / Qbep\_Measured air flow rate at best efficiency point / Pbep\_Measured air pressure at best efficiency point / Qboost\_Maximum air flow / Wbep\_Measured electric power input at best efficiency point / WL\_Nominal power of the lighting system / Emiddle\_Average illumination of the lighting system on the cooking surface / Lwa-SPEmax\_Sound pressure level at the highest speed.